



JARLLYTEC.co

Q2 Investor Conference

Presenter : Debbie Chen, CFO

Date : 2025 / 06 / 12

Contact : 02-2298-2666

- Jallytec's statements of its current expectations may contain forward-looking statements subject to significant risks and uncertainties and actual results may differ materially from those contained in the forward-looking statements.
- Except as required by law, we undertake no obligation to update any forward-looking statement, whether as a result of new information, future events, or otherwise.

1 | 2025 Q1 Financials

2 | 2025 Q1 Review

3 | 2025 Q2 Prospect

4 | Operations Review

5 | Q&A



## Income Statement

(100 million NTD )	2025 Q1	2024 Q4	QoQ	2024 Q1	YoY
Revenues	26.28	27.66	-5.0%	23.78	10.5%
Gross margin	12.2%	15.4%	-3.2ppt	16.8%	-4.6ppt
Opex ratio	9.0%	10.7%	-1.7ppt	10.0%	-1.0ppt
Operating margin	3.1%	4.7%	+1.6ppt	6.8%	-3.7ppt
Non-op revenue	0.19	0.99	-80.8%	0.64	-70.3%
Net profit	0.56	1.75	-68.0%	1.65	-66.1%
Net profit margin	2.1%	6.3%	-4.2ppt	6.9%	-4.8ppt
EPS (Basic)	0.85	2.65	-67.9%	2.5	-66.0%

Shares

66,091,400

66,091,400

61,630,000

## Balance Sheet

(Thousand NTD)

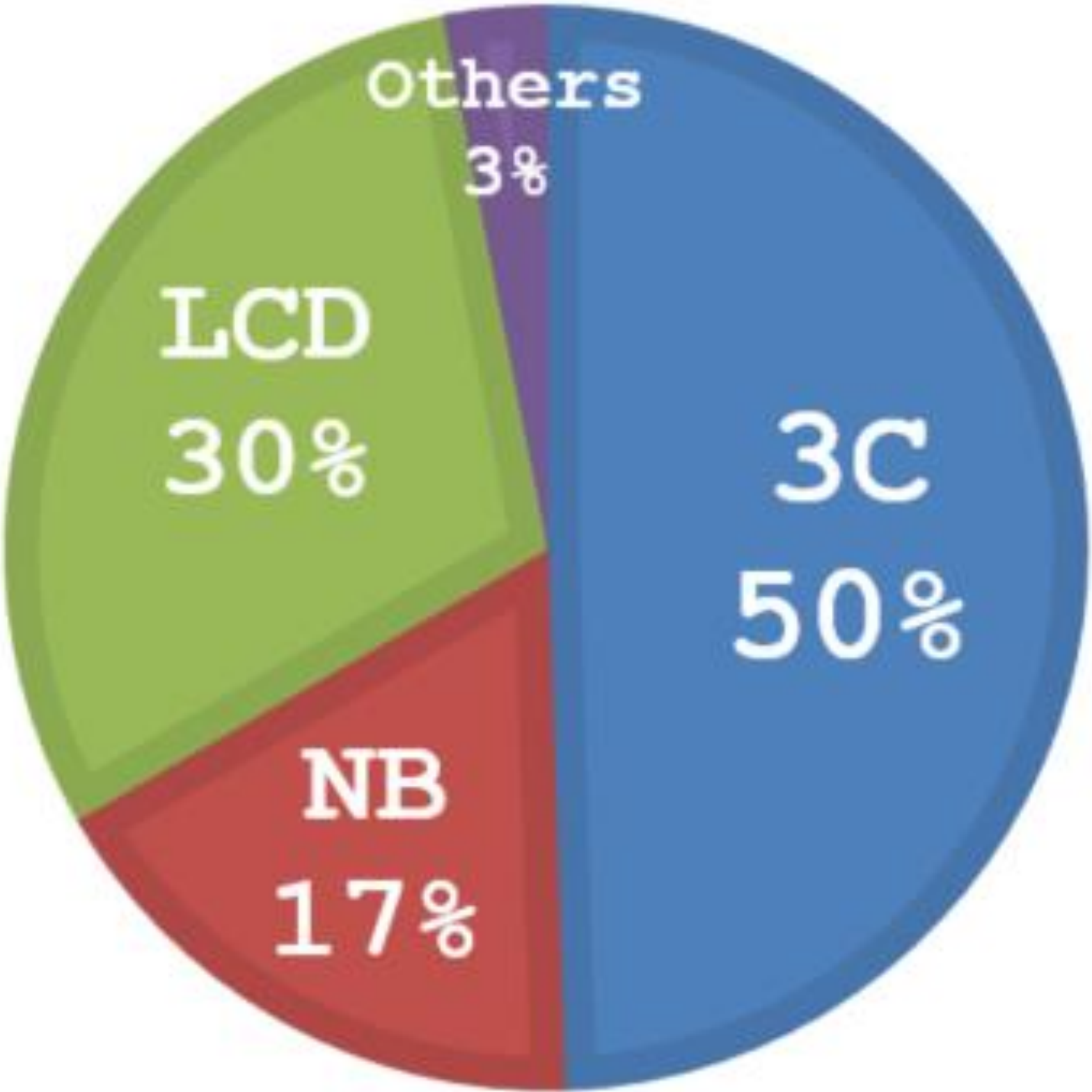
	2025 Q1	2024 Q4	QoQ	2024 Q1	YoY
Cash	4,573,165	3,275,344	40%	2,827,802	62%
Account receivable	3,258,091	3,622,782	-10%	2,697,506	21%
Inventory	1,108,360	894,239	24%	761,718	46%
Fixed assets	3,130,393	2,795,061	12%	2,741,202	14%
Total Assets	13,291,587	11,526,698	15%	10,580,112	26%
Short-term borrowings	91,460	522,390	-82%	145,464	-37%
Account payable	3,255,382	2,631,231	24%	2,496,978	30%
Long-term debt	2,125,166	765,936	177%	753,681	182%
Total liabilities	6,969,644	5,642,039	24%	5,144,242	35%
Total equity	6,321,943	5,884,659	7%	5,653,863	12%
Total liabilities and equities	13,291,587	11,526,698	15%	10,798,105	23%
Debt burden ratio	52%	49%		49%	

# Cash Flow Statement

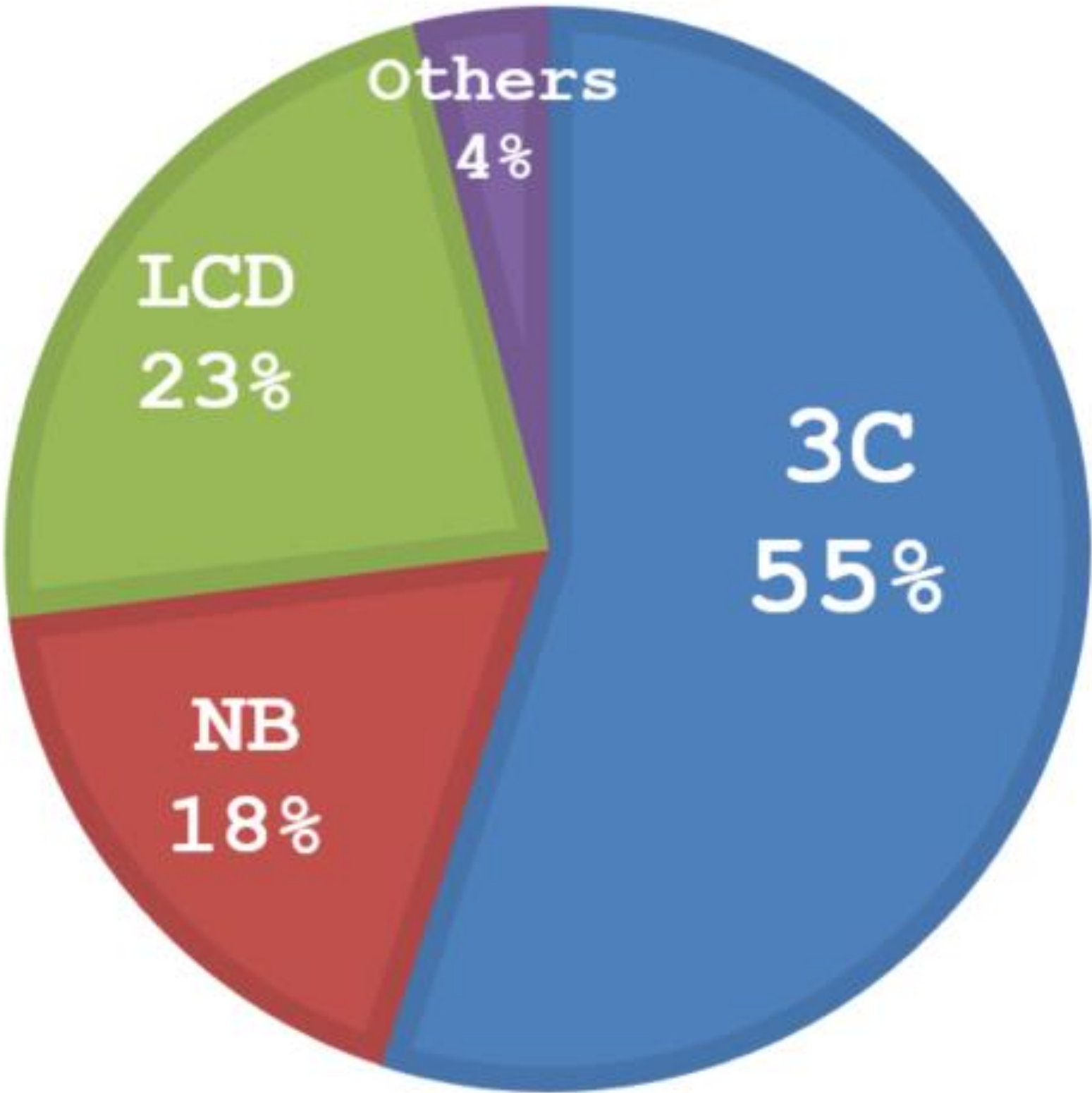
(Thousand NTD)

	2025 1-3M	2024 1-3M
Cash flow from operations	747,550	355,755
Cash flow from investing	(715,709)	(551,277)
Cash flow from financing	1,199,877	346,328
Capex	(240,631)	(52,710)
Free cash flow	506,919	303,045

# 2024



# 2025 Q1



25Q1



3C



LCD



NB





Others

QoQ



YoY



25Q2




3C



LCD



NB



Others

QoQ



YoY



2025 Y




3C



LCD




NB



Others

YoY

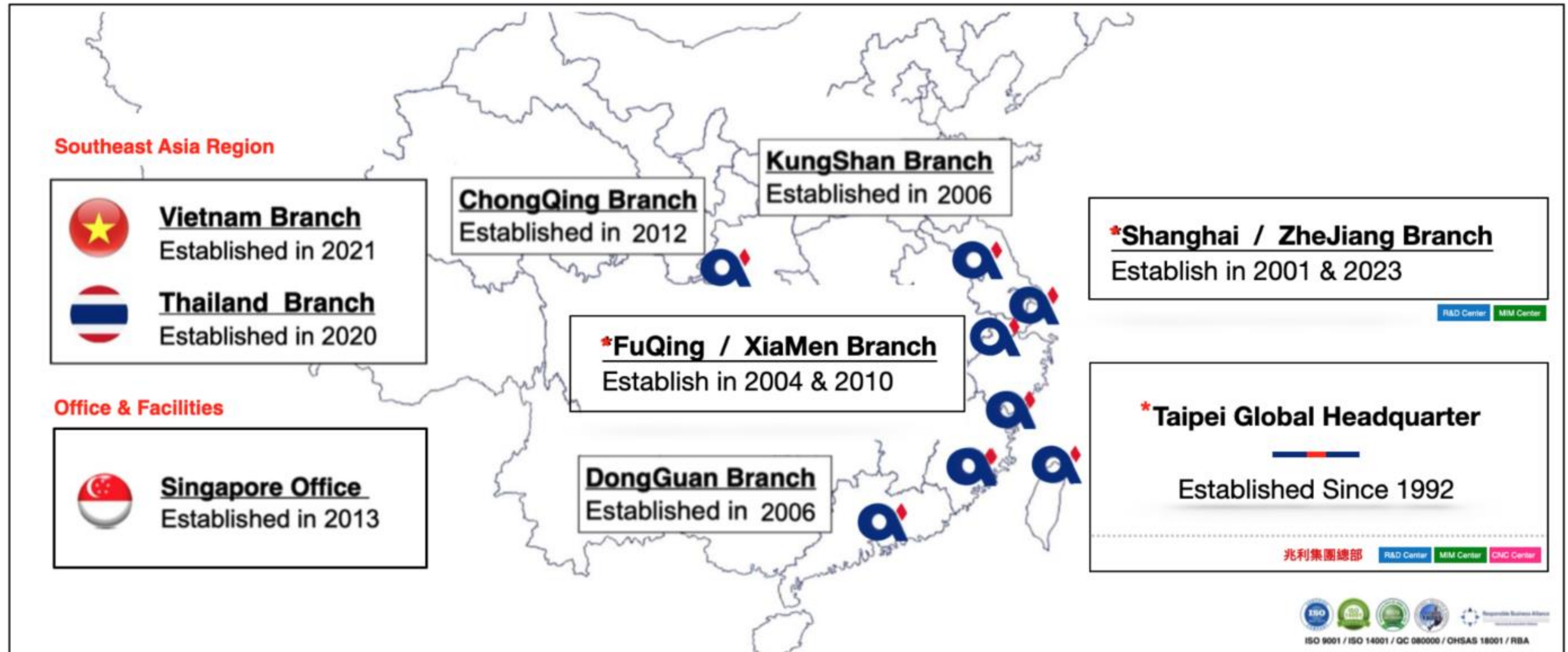


## Recent News

**1| Announced Cash Dividend NT\$2.5 +  
Stock Dividend NT\$0.25**

**2| China customer's Foldable NB released with  
hinge supplied solely by Jarllytec**

**3| Q2 revenue & US dollar Assets to be impacted by  
recent volatility in FX**



# Q & A