



JARLLYTEC.co

Q4 Investor Conference

Presenter : Debbie Chen, CFO

Date : 2024 / 12 / 04

Contact : 02-2298-2666

- Jallytec's statements of its current expectations may contain forward-looking statements subject to significant risks and uncertainties and actual results may differ materially from those contained in the forward-looking statements.
- Except as required by law, we undertake no obligation to update any forward-looking statement, whether as a result of new information, future events, or otherwise.

1 | 2024 Q3 Review

2 | 2024 Q4 Outlook

3 | 2025 Outlook

4 | Recent Updates

5 | Q&A



Income Statement

(100 million NTD)	2024 Q3	2024 Q2	QoQ	2023 Q3	YoY
Revenues	21.48	23.78	-9.7%	25.84	-17%
Gross margin	15.8%	16.9%	-1.1ppt	20%	-4.2ppt
Opex ratio	12.1%	10%	+2.1ppt	9.6%	+2.5ppt
Operating margin	3.7%	6.8%	-3.1ppt	10.3%	-6.6ppt
Non-op revenue	0.54	0.63	-13.9%	0.43	26%
Net profit	0.8	1.65	-51.2%	2.27	-65%
Net profit margin	3.8%	6.9%	-3.1ppt	8.8%	-5.0ppt
EPS (NTD)	1.09	2.48	-56.4%	3.75	-71%

Shares

66,091,400

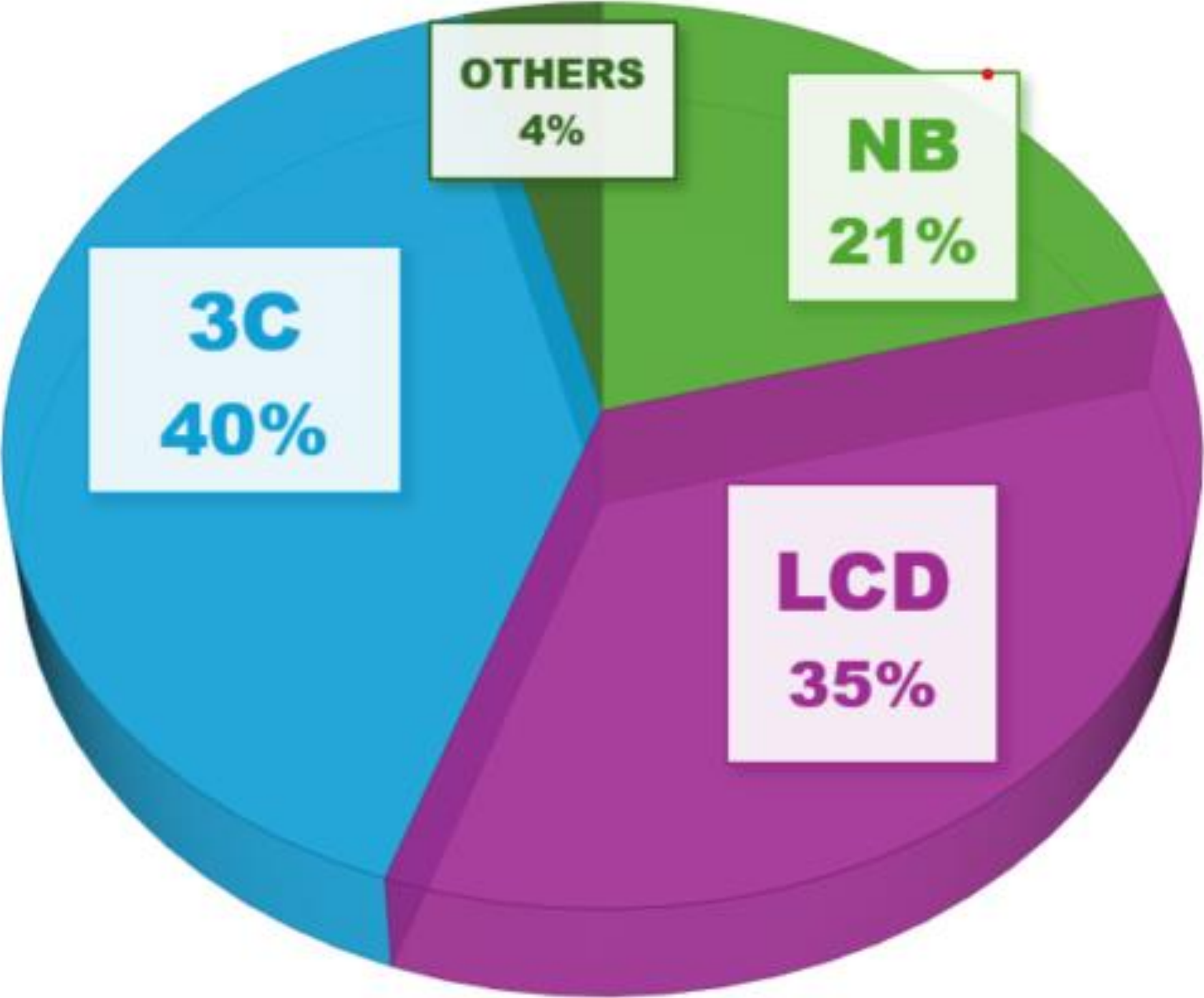
Balance Sheet

(Thousand NTD)	2024 Q3	2024 Q2	QoQ	2023 Q3	YoY
Cash	2,827,802	3,188,458	-11%	2,323,754	22%
Account receivable	2,697,506	2,043,288	32%	3,543,202	-24%
Inventory	761,718	787,034	-3%	755,955	1%
Fixed assets	2,741,202	2,708,096	1%	2,528,312	8%
Total assets	10,580,112	10,755,299	-2%	9,909,991	7%
	571,874	146,685	290%	470,486	22%
Accounts payable	1,985,724	2,190,995	-9%	2,407,303	-18%
Long-term debt	761,851	757,766	1%	83,524	812%
Total liabilities	4,900,913	5,235,585	-6%	4,818,846	2%
Total equity	5,679,200	5,519,714	3%	5,091,145	12%
Total liabilities and equities	10,580,112	10,755,299	-2%	9,909,991	7%
Days sales of outstanding	99	99		108	
Days sales of inventory	38	40		32	
Operating cycle	138	139		140	
Debt burden ration	46%	49%		49%	

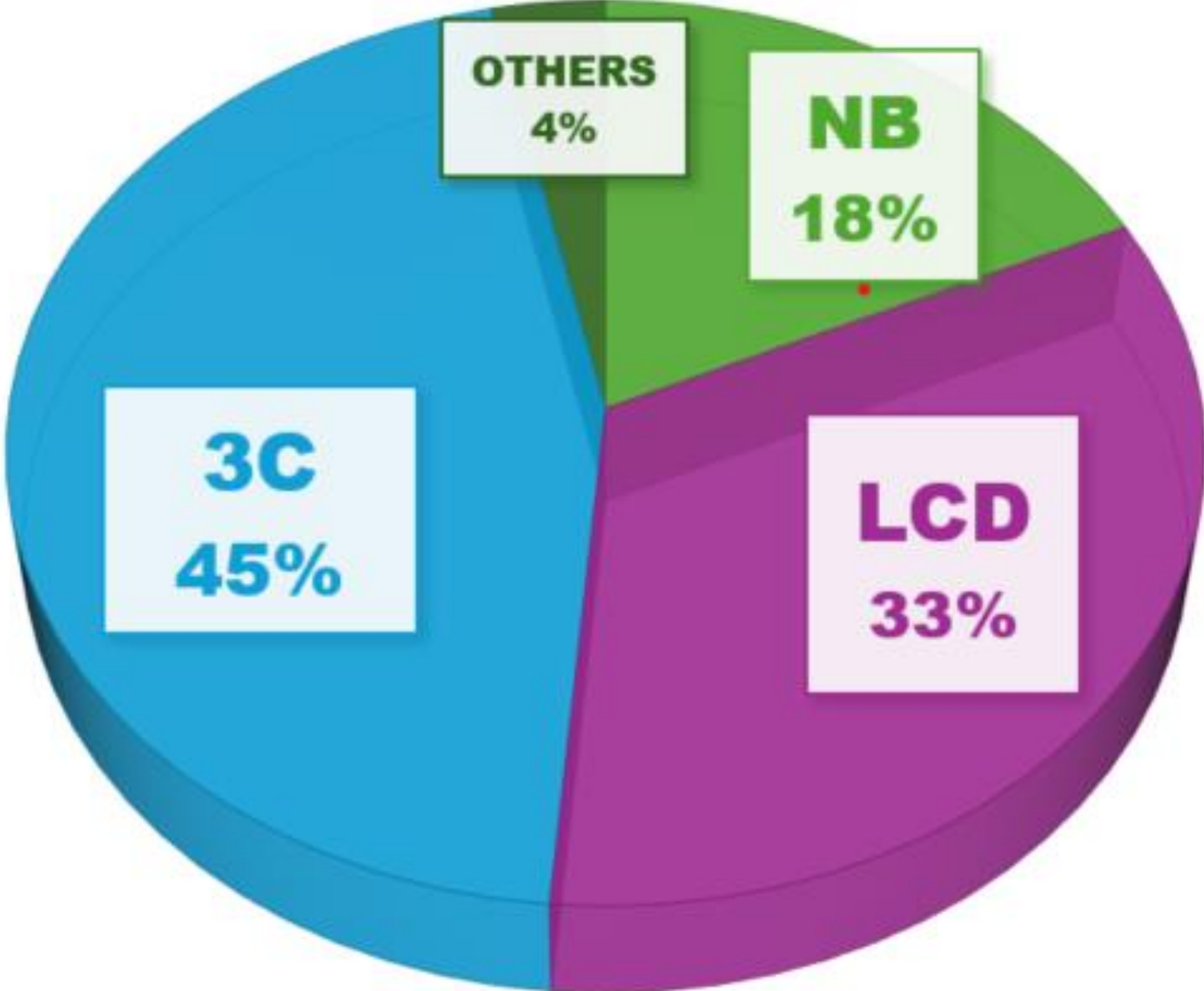
Cash Flow Statement

Thousand NTD	2024 1-9M	2023 1-9M
Cash flow from operations	517,672	245,781
Cash flow from investing	(1,122,068)	(352,875)
Cash flow from financing	350,596	(420,453)
Capex	(234,463)	(150,819)
Free cash flow	283,209	94,962

2024 Q3



2024 1~10月



Q4 Outlook



3C



LCD




NB




Others

QoQ



YoY



2025
Outlook



3C



LCD






NB



Others

YoY

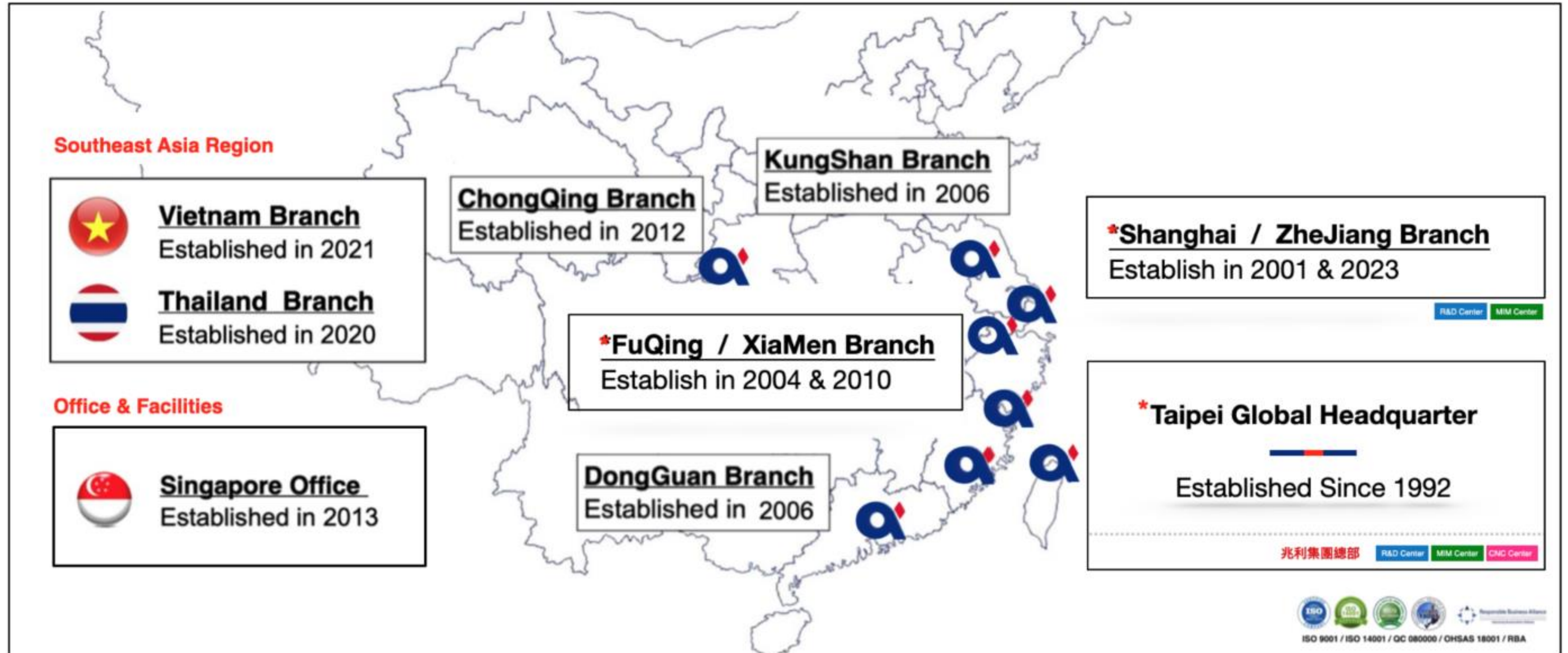


Recent Updates

1| Board decided to issue a new CB with 1.5 billion NTD face value

2| New foldable phone model ramping up in Q4, currently reaching full capacity

3| Increasing production capacity in SE region responding to customer's requests



Q & A